

INSTALLING YOUR COMPOSITE DECKING KIT

When building your deck please make sure that the base is flat and stable.

Included within your kit are the sub frame, deck boards, required nosing boards fascia boards and all required fixings.

If building on a slope or you would like your deck raised please see our full range of decking riser platforms.

Please ensure you leave approximately 5mm at each end for expansion.

Also ensure the deck slopes slightly at 5mm per meter to a drainage area to allow water to drain easily.



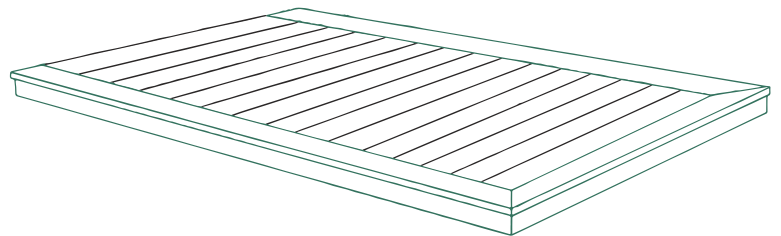
LETS GET STARTED!

- A** Assemble the frame using the 100mm screws equally spacing the cross members equally.
- B** Note 10mm spacing between the two outer cross members. Measure corner to corner to ensure the frame is fully square.
- C** Equally space starter clips along the front and both outer edges (the nosing boards slot into the clips).
- D** Close up of starter clip... The top of the clip is level with the top of the frame.

PROJECT ESSENTIALS - SOLD SEPARATELY








FINISHED ON THREE SIDES



- E** We recommend finishing the nosing boards in a 45 degree mitre as shown. The nosing boards will require cutting to length.
- F** Slot the nosing boards onto the starter clips and screw through the groove of the nosing at an angle into the cross members.
- G** Now screw the plastic fixing clips into the cross members (these clips space the boards perfectly).
- H** Carry on laying your deck boards across the width of the deck using the plastic fixing clips.
- I** Cut your fascia boards to length and apply adhesive.
- J** Fix fascia's to subframe.
- K** There will be a slight gap between the deck boards and the nosings (this allows expansion)

**Please ensure your base frame is square before laying your composite boards. This will ensure when you mitre your nosing boards they fit correctly.*



Ezydecking composite decking will lighten and lose up to 30% of its original colour. It can take up to 6 months to stabilise and reach its final colour.

As with all building materials they are made in different batches which can differ in colour, texture, shade and size. We recommend ordering all your decking together.

Ezydecking 2.4m and 4m boards will be from different batches and will also differ in colour, texture, shade and size. If possible, we recommend ordering your decking in one size.

THIS WARRANTY SETS FORTH THE SOLE AND EXCLUSIVE WARRANTY BEING PROVIDED BY ESTATE SAWMILLS LTD

PLEASE READ THIS WARRANTY CAREFULLY BEFORE PURCHASING. USING OR INSTALLING YOUR ESTATE SAWMILLS DECKING PRODUCT.

Estate Sawmills Ltd ("Estate Sawmills") warrants to the original purchaser of the Estate Sawmills decking product, that for the specified 10 year Warranty Period, such products shall, (i) under normal and proper service conditions and standard use, (iii) when installed in accordance with Estate Sawmills Ltd written instructions.

1. THE LIMITED WARRANTY

The warranty is that under standard use and service conditions: products shall be free from material defects in workmanship and materials, and shall not split, splinter, rot or suffer structural damage from termites or fungal decay.

The term of the warranty Period for the 4th generation (co-extrusion): hollow and solid profiles shall be ten (10) years from the date of original purchase.

In the event of a failure of the above described Estate Sawmills Decking products within the applicable Warranty Period, when properly installed, used and maintained in the manner required by this Section 1, Estate Sawmills Timber's sole responsibility shall be, at its option, to either replace the defective item in the manner set forth in Section 2 below or refund the portion of the purchase price paid by Purchaser for such defective item, as set out below (not including the cost of its initial installation or delivery). This warranty shall not cover and Estate Sawmills shall not be responsible for costs and expenses incurred with respect to the removal of defective products or the installation of replacement materials, including but not limited to labour and delivery

The Limited Warranty is only for the above described Estate Sawmills Decking products. Estate Sawmills excludes and will not pay any incidental and/or consequential damages. Under no circumstances shall Estate Sawmills be liable for any damages which exceed the actual purchase price of the defective product as adjusted on the basis of the pro-rated warranty schedule provided herein.

2. ESTATE SAWMILLS CLAIMS PROCEDURE:

In order to proceed with a warranty claim, the Purchaser must send to Estate Sawmills a copy of original proof of purchase, and photos or other supporting evidence of the defective or nonconforming Estate Sawmills Decking product. The Purchaser shall notify Estate Sawmills in writing to the following email address: info@estatesawmills.com Estate Sawmills reserves the right to request additional information in connection with the warranty claim. Only an authorized Estate Sawmills representative can determine the Purchaser's claim is valid.

Upon discovering a possible defect of any Estate Sawmills product, the purchaser shall, at purchaser's sole expense, make temporary repairs or cordon off the area in order to fully protect all property and persons that could be affected.

If any claims that the Estate Sawmills Decking products failed to perform as warranted above, Estate Sawmills' liability to the purchaser is to replace the defective product or refund the portion of the purchase price paid by Purchaser for such defective item, as set out below (not including the cost of its initial installation or delivery).

Estate Sawmills shall not be responsible for the costs associated with the installation of the replacement product or the disposal of the defective product.

Estate Sawmills' obligation to provide replacement product shall only be in an amount equal to the volume (linear feet) of defective material as listed on the Prorated Warranty Schedule contained herein, the purchaser acknowledges that Estate Sawmills does not guarantee an exact match as colours and designs may change.

Purchaser agrees to the use of such fasteners as adequate for reinstallation of the furnished board, irrespective of existing method.

The foregoing remedies are the **SOLE AND EXCLUSIVE REMEDY FOR BREACH OF ANY WARRANTY.**

Prorated Limited Warranty Schedule:

If a valid warranty claim is made during the valid warranty period after the original purchase date, then the Purchaser's recovery will be prorated as indicated below. If Estate Sawmills is providing replacement materials, it may elect to replace the percentage listed below of products; if Estate Sawmills is refunding the purchase price, it may elect to refund the percentage listed below of the purchase price of the products.

Year of Claim - percentage of replacement cover

YEARS	REFUND
0-2 years	100%
2-5 years 60%	
5-6 years 50%	
6-7 years 40%	
7-8 years 30%	
8-9 years 20%	
9-10 years 10%	

The Limited Warranty does not cover and Estate Sawmills shall not be liable for any of Purchaser's installation, removal or reinstallation costs.

Estate Sawmills does not warrant against and is not responsible for and no implied warranty shall be deemed to cover, any product failure, product malfunction, or damages attributable to and/or failure to abide by Estate Sawmills's installation guidelines, including but not limited to;

- (i)improper installation of Estate Sawmills products, in particular insufficient support/gap-ping for the boards, joists lay at more than 30cm centres, Non Estate Sawmills fasteners used thus failure to abide by Estate Sawmills written instructions
- (ii)failure to comply with any and all applicable laws or building codes, including but not limited to improper structural support, fastening, ventilation or gapping,
- (iii)use of Estate Sawmills products beyond normal use or in an application not recommended or permitted by Estate Sawmills' written instructions.
- (iv)any act of God (such as flooding, hurricane, earthquake, lightning, etc.) or movement, distortion, collapse or settling of the ground or the supporting structure upon which Estate Sawmills Products are installed,
- (v)Normal weathering due to exposure to sunlight , weather and atmosphere which can cause coloured surfaces to fade, flake, or accumulate dirt and stains
- (vi)defects in or failure arising from improper installation, workmanship, maintenance or repair,
- (vii)discoloration, fading, spotting or staining from or caused, in whole or in part, by mould, mildew, other fungal growth, organic materials, metallic oxides or particles (including but not limited to rust or corrosion of any fasteners), dirt, other atmospheric or environmental pollutants, foreign substances such as grease or oil, chemicals (including but not limited to those found in cleaners), or normal weathering (defined as natural efflorescence, exposure to sunlight weather and atmospheric conditions which causes any coloured surface to gradually fade, flake, chalk, or accumulate dirt or stains),
- (viii)damage resulting from casualty, fire or exposure to heat sources such as cooking devices or retro-reflective surfaces. (ix) the application of paints, stains, surface treatments or other chemical substances including but not limited to cleaners or pesticides,
- (x) fading, flaking or other deterioration of any paints, stains or other coatings placed on the Estate Sawmills Products,
- (xi) improper handling, maintenance, storage, abuse or neglect of Estate Sawmills products by Purchaser or any other party,
- (xii) ordinary wear and tear,
- (xiii) impact from objects
- (xiv) any fasteners not supplied or approved by Estate Sawmills
- (xv) any products that have not been paid in full

No warranty is given to any fasteners other than the Estate Sawmills Fasteners.

All warranties provided by Estate Sawmills, whether express or implied, and including the Limited Warranty, are void if any one or more of the following applies or occurs: (i) the Estate Sawmills product is not installed, maintained and/or used strictly in accordance with Estate Sawmills written instructions, (ii) the Estate Sawmills product is not installed in accordance with all applicable laws, codes and regulations; (iii) the intentional or unintentional misuse of the Estate Sawmills product, whether foreseeable or unforeseeable; (iv) the failure of Purchaser to properly and/or timely maintain or repair the Estate Sawmills product; (v) the failure by Purchaser to provide timely notice to Estate Sawmills of any failure or defect of the Estate Sawmills product; or (vi) use of fasteners other than the Estate Sawmills branded fasteners.

No person or entity is authorized by Estate Sawmills to make and Estate Sawmills shall not be bound by any statement or representation as to the quality or performance of products other than as contained in this warranty. This warranty may not be altered or amended except in a written instrument signed by Estate Sawmills and Purchaser.

Any warranty claim needs to be made within 30 days of the fault becoming apparent. Estate Sawmills will investigate all warranty claims and determine whether the claim relates to a manufacturing defect and is therefore covered under the warranty or whether the defect has been caused due to other factors not deemed to be a manufacturing defect at which time the warranty claim will be denied.

DISCLAIMER OF WARRANTY

Under no circumstances will Estate Sawmills be liable for special, incidental or consequential damages, included but not limited to, lost profits, lost sales, loss of goodwill, use of money, use of goods, stoppage of work or impairment of assets. Whether such damages are sought in contract, in tort including but not limited to negligence and strict liability) or otherwise, and Estate Sawmills's liability with respect to defective products shall in no event exceed the replacement of such products or refund of the purchase price, as described above.